

Design Data	
Commutation	Brushed
Direction of rotation	Bi-directional
Bearing type	A:Ball - B:Sleeve

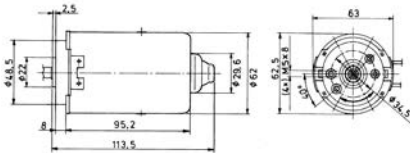
Performance data		
Rated voltage [V]	U_N	36
Nominal torque [Nm]	M_N	0.30
No-load speed [min^{-1}]	n_0	3,900.0
Nominal power [W]	P_N	109
Nominal current [A]	I_N	7.5
Nominal force [kN]	F_N	0.00
Duty cycle		s3

Sensor data	
Pulses	0
Output channels	0

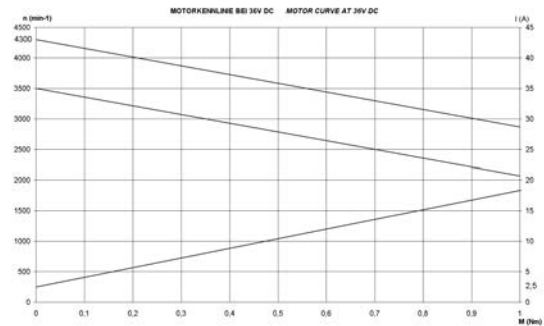
Other data	
Gear ratio	
Gear wheel material	
Suppression components	5 μ H, 10nF
Enclosure class	IP 30
Weight [kg]	1.100

Remarks:

0273 A

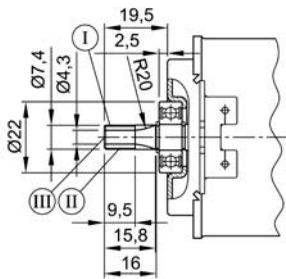


Motor picture

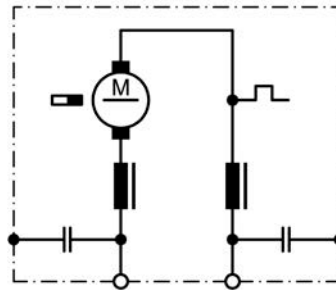


Output shaft drawing (W), Wiring diagrams (S) and Connector layout (K)

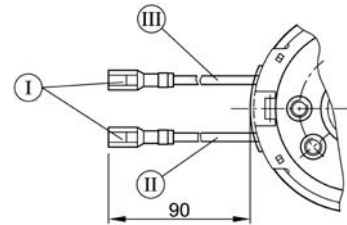
W 325



S 74



K 317



no of starts 7, lead angle 20°, pressure angle 20°, module 0,7, pitch 2,1991 mm (0,087"), induction hardened surface,

- I Receptacle for tabs 6,3 x 0,8
G&H 35040.213.011
- II red
- III green